

The Small Cruise Ship Collection

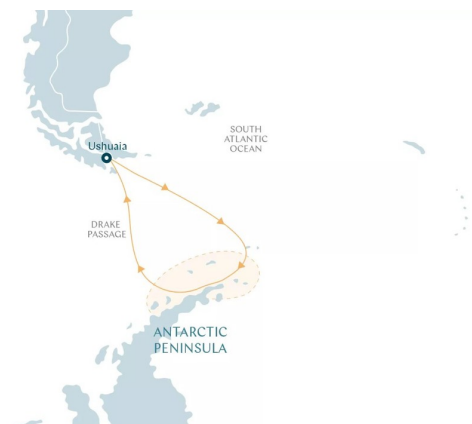
www.small-cruise-ships.com

small-cruise-ships.com

info@small-cruise-ships.com

ANTARCTIC PENINSULA ODYSSEY - FROM USHUAIA TO USHUAIA EXPEDITION CRUISE

Sail across the notorious Drake Passage to discover the dazzling frozen wonders of the Antarctic Peninsula. Explore the White Continent's breathtaking landscape, with its free-floating tabular icebergs, massive glaciers, and awe-inspiring ice cliffs. You'll encounter extraordinary wildlife on your adventures too, such as elephant seals, humpback whales, and thousands of Adelie penguins. Live your Antarctic dream on a voyage you'll never forget!



ITINERARY

DAY 0 Pre Cruise

DAY 1 USHUAIA

Nestled in the foothills of the snow-capped Martial Range, Ushuaia's colourful streets and mismatched buildings cascade from the imposing mountains before coming to an abrupt halt at the shores of the Beagle Channel. As one of the world's southernmost cities, Ushuaia carries its 'end of the world' reputation well. The moody weather and dramatic surroundings certainly help. Board your boutique ship before departing for your journey through one of the most captivating wilderness regions of the world.

The Small Cruise Ship Collection

www.small-cruise-ships.com

01432 507 280 (within UK)

info@small-cruise-ships.com | small-cruise-ships.com



The Small Cruise Ship Collection

www.small-cruise-ships.com

small-cruise-ships.com

info@small-cruise-ships.com

DAY 2-3 DAY AT SEA

Sea days are rarely dull. Take the time to sit back and let the world go by. The ship's observation decks provide stunning views of the passing ocean. A day at sea gives you the opportunity to mingle with other passengers and share your experiences of this incredible trip or head to our library which is stocked full of reference books. Get an expert's view in one of our on-board lectures or perhaps perfect your photography skills with invaluable advice from our onboard professional photographers.

DAYS 4-8 ANTARCTIC PENINSULA

Among captivating glaciers, majestic icebergs and snowy islands, the Antarctic Peninsula is where most visitors to the White Continent live their Antarctica dream. It's the most accessible part, with scientific bases and incredible scenery, like the photogenic Lemaire Channel. Shore excursions might include Petermann Island, where among Adelie penguins, blue-eyed shags and skuas, huge, lumbering elephant seals haul out.

DAYS 9-10 DAY AT SEA

Days at sea are the perfect chance to relax, unwind and do whatever takes your fancy. So whether that is going to the gym, visiting the spa, trying to spot a whale from the deck, reading a chapter or two, or simply topping up your tan, these blue sea days are the perfect balance to the green days spent exploring on land.

DAY 11 USHUAIA

Ushuaia is the gateway to the White Continent. Nestled in the foothills of the snow-capped Martial Range in Argentina's Patagonia region, Ushuaia's colourful streets and mismatched buildings cascade from the imposing mountains before coming to an abrupt halt at the shores of the Beagle Channel. Often described as 'the End of the World', the city carries the reputation well - the moody weather and dramatic surroundings certainly help.

Please note:

Itineraries are subject to change.

The Small Cruise Ship Collection

www.small-cruise-ships.com

small-cruise-ships.com

info@small-cruise-ships.com

YOUR SHIP: DIANA

YOUR SHIP: Diana

VESSEL TYPE:

LENGTH:

PASSENGER CAPACITY:

BUILT/REFURBISHED:

Launched in 2023, SH Diana provides elegant and spacious 5-star accommodation for 192 guests in 96 spacious staterooms and suites, the vast majority with large balconies. Operated by an onboard team of 140 she provides a high level of personal service, exploring the Mediterranean and its famous sites of antiquity. Now sit back, relax and take a moment to get to know this amazing new ship, purpose-designed for our unique cultural expedition cruises. Named after the Ancient Roman goddess of light, the moon, hunting and the wilderness, SH Diana been specially designed for worldwide cruising to explore the most inspiring and inaccessible places on earth. Building on the outstanding amenities of her sister ships, she adds a dedicated Multifunctional Room next to the Observation Lounge, a Private Dining Room for special occasions, and two tenders which bring guests a comfortable alternative to Zodiacs for expedition landings. A Polar Class 6 ice-strengthened hull combines with extra-large stabilisers to make your journey as comfortable as possible. SH Diana has been designed for immersive experiences, with extensive outside deck areas, multiple observation points and bright, open and relaxing public spaces with unobstructed views. The pleasure and safety of our

guests is paramount at all times, cared for by our attentive crew and seasoned expedition leaders. Cutting edge hygiene technology protects the health of all on board to the highest standards and includes air conditioning with UV sanitisation systems. SH Diana's 96 staterooms, including 11 suites, are each a superbly comfortable home from home and all feature panoramic sea views, a flame-effect fireplace, original works of art, plush couches, premium pocket sprung mattresses, en-suite bathrooms with glass-enclosed rain showers, and Egyptian cotton towels, bathrobes and sheets. A pillow menu offers customised head and neck comfort during rest, while a large flat screen TV, espresso machine with Illy premium coffee, tea making facilities with the finest Kusmi teas, and a minibar with refreshments enhance relaxation at any time. In-room dining is of course available at



all hours.

The Small Cruise Ship Collection
www.small-cruise-ships.com

01432 507 280 (within UK)

info@small-cruise-ships.com | small-cruise-ships.com

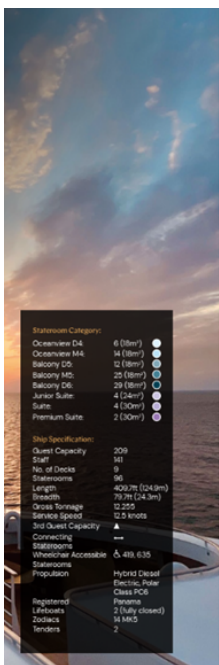
The Small Cruise Ship Collection

www.small-cruise-ships.com

small-cruise-ships.com

info@small-cruise-ships.com

INSIDE YOUR SHIP

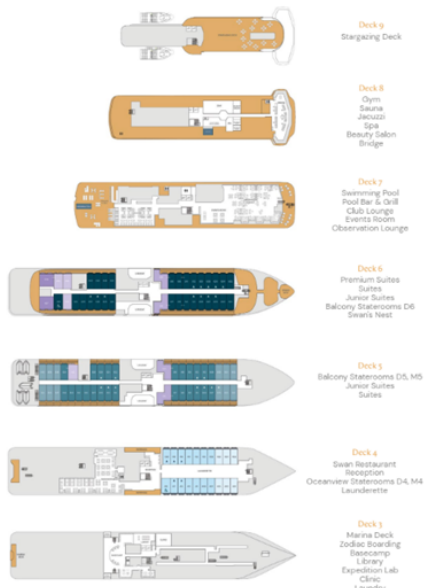


Stateroom Category:

- Oceanview D4 6 (88m²)
- Oceanview M4 14 (88m²)
- Balcony D5 12 (88m²)
- Balcony M5 25 (88m²)
- Balcony D6 29 (88m²)
- Junior Suite 4 (126m²)
- Suite 4 (126m²)
- Premium Suite 2 (126m²)

Ship Specification:

- Guest Capacity 209
- Crew 101
- No. of Decks 8
- Staterooms 98
- Length 402.7m (1243ft)
- Beam 79.9m (243ft)
- Gross Tonnage 12,225
- Service Speed 12.5 knots
- 1st Guest Capacity 1
- Connecting 1
- Staterooms 5, 491, 635
- Wheelchair Accessible 1
- Staterooms 1
- Propulsion Hybrid Diesel
- Class PC6
- Parents 1
- Registered 2 (fully closed)
- Cockets 14 M/C
- Tenders 2



Balcony D5



Balcony D6



Balcony M5



Junior Suite



Oceanview D4



Oceanview M4



Premium Suite

Suite

The Small Cruise Ship Collection

www.small-cruise-ships.com

small-cruise-ships.com

info@small-cruise-ships.com

PRICING

02-Dec-2024 to 13-Dec-2024

Premium Suite	£44968 GBP pp
Balcony D6	£28976 GBP pp
Oceanview M4	£20289 GBP pp
Junior Suite	£32902 GBP pp
Balcony D5	£24990 GBP pp
Suite	£38446 GBP pp
Balcony M5	£26227 GBP pp

04-Dec-2024 to 15-Dec-2024

Balcony M5	£14423 GBP pp
Suite	£18397 GBP pp
Oceanview D4	£11995 GBP pp
Oceanview M4	£12548 GBP pp

08-Jan-2026 to 19-Jan-2026

Balcony D6	£9220 GBP pp
Premium Suite	£14270 GBP pp
Balcony D5	£8353 GBP pp
Suite	£12995 GBP pp
Balcony M5	£8812 GBP pp
Oceanview M4	£7028 GBP pp
Junior Suite	£12535 GBP pp
Oceanview D4	£6670 GBP pp

04-Feb-2026 to 15-Feb-2026

Balcony D6	£9373 GBP pp
Premium Suite	£14422 GBP pp
Junior Suite	£12791 GBP pp
Oceanview M4	£7181 GBP pp
Balcony M5	£8915 GBP pp
Balcony D5	£8506 GBP pp
Oceanview D4	£6773 GBP pp
Suite	£13199 GBP pp

Oceanview D4	£6670 GBP pp
Premium Suite	£14270 GBP pp
Junior Suite	£12535 GBP pp
Balcony D6	£9220 GBP pp
Balcony D5	£8353 GBP pp
Suite	£12995 GBP pp
Balcony M5	£8812 GBP pp
Oceanview M4	£7028 GBP pp

14-Feb-2026 to 25-Feb-2026

Balcony D6	£9373 GBP pp
Premium Suite	£14422 GBP pp
Junior Suite	£12791 GBP pp
Oceanview M4	£7181 GBP pp
Balcony M5	£8915 GBP pp
Balcony D5	£8506 GBP pp
Oceanview D4	£6773 GBP pp
Suite	£13199 GBP pp